

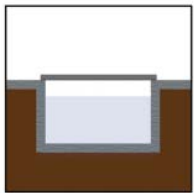
SureGrip Tank Cover System

System Overview

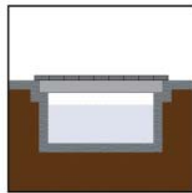
Enduro SureGrip tank cover systems are ideal for channels, odd-shaped basins, or covers with numerous penetrations.

SureGrip system components include SureGrip FRP deck panels, FRP beams, access hatches and stainless steel hardware.

Configurations available for the SureGrip tank cover:



Flat, Clear Span



Flat, Beam-Supported



SureGrip beam-supported cover system over 70' diameter steel tank
Aeration & Equalization Basin

Key SureGrip Features & Benefits



Viewports are lower cost and provide quick viewing.



Perimeter flashing with integral lift handles and penetration flashing is available for slidegates and piping.

➤ Good Odor Control

SureGrip design includes EPDM gaskets at outer edges and tight panel joints that produce a relatively air-tight cover system.

➤ Medium Span Capability

The SureGrip panels can clear span across channels with 10 ft. or less width. Supported by Enduro FRP beams, the SureGrip Cover System is suitable for larger basins as well.

➤ Accessibility

With gridded, non-skid surface, high-strength SureGrip deck panels are designed for safe, operator foot traffic. Access Hatches are available in sizes from 1' square view ports up to 4' square sizes.

➤ Easy, Low-cost Installation

The 12" wide SureGrip panels snap together and are bolted to FRP support beams that are typically spaced 6' to 10' apart.

➤ Corrosion Resistant

➤ High Strength

➤ Lightweight

➤ UV Protection

➤ Turn Key Solutions

➤ Customized System

➤ Non-skid Surface

➤ Low Profile

SureGrip Tank Cover System

Applications

- Headworks & Grit Covers
- Clarifiers
- Aeration & Equalization
- Sedimentation
- Sludge & Gravity Thickeners
- Chlorine Contact Basins
- Filtrate Storage Tanks
- Chemical Process Tanks



SureGrip beam-supported tank cover system
Sedimentation Basin



SureGrip sloped tank cover system
Screw Pump Structure



SureGrip beam-supported splash cover
Racetrack Aeration Basin



SureGrip beam-supported cover - 31' diameter
Grit Basin



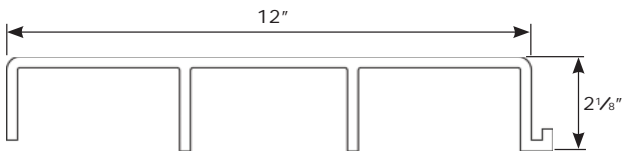
SureGrip beam-supported tank cover system and access hatches
Sedimentation Basin



SureGrip beam-supported cover with Tuff Span removable enclosure. See pg. 13 for more about Tuff Span enclosures. Aeration Basin

SureGrip Tank Cover System

Profile

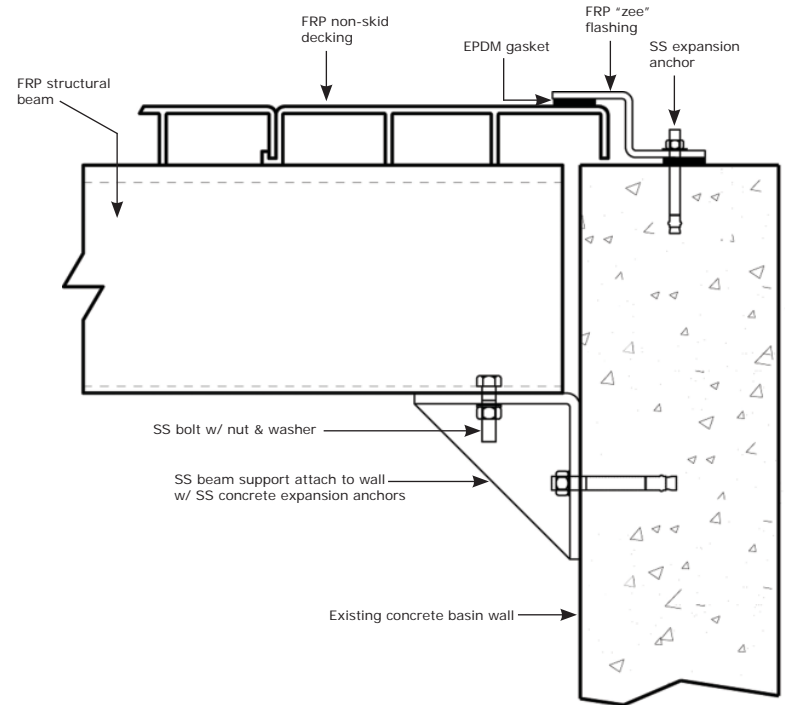


Load Span Table

Maximum Allowable Load - Safety Factor = 2.5

Span	Uniform Live or Snow	
	L/D = 120	L/D = 180
10 ft.	29 psf	-
9 ft.	40 psf	27 psf
8 ft.	58 psf	38 psf
7 ft.	86 psf	57 psf
6 ft.	136 psf	90 psf

Typical Detail



Specification: SureGrip Tank Cover System

Part 1 – General

1.01 Description of Work

Scope of work shall include materials for fiberglass reinforced plastic (FRP) flat tank covers including: Cover deck panels; Structural supports; Flashing and trim; Fasteners and anchors; Gaskets and sealant.

1.02 Design Criteria

A. Design Loads

1. Live or Snow _____ psf
2. Wind Uplift _____ psf
3. Dead Load _____ psf

B. Design Limits

1. Dead + Live or Snow Load: Limit: L/120 (min); Factor of Safety = 2.5
2. Wind Uplift less Dead Load: Deflection Limit - L/60; Factor of Safety = 1.88
3. Personnel Load: Cover panels shall support 250 lb. concentrated load over a 2.5 SF area located at mid-span.

C. Hatches: Hatch covers accessible to foot traffic shall support a 300 lb. load spread over top of hatch.

D. Tank cover shall be designed as relatively airtight.

Part 2 – Products

2.01 Materials

A. SureGrip Tank Cover Deck Panels

1. FRP deck panels shall have top surface thickness of 3/16" (min). Deck leg supports shall be 1/4" thick.
2. Resin type for FRP cover decking shall be UV stabilized, isophthalic polyester.

3. Glass fiber reinforcements shall be a minimum of 50% of the material weight.
4. Materials shall be fire retardant and have a flame spread rating of 25 or less per ASTM E84.

5. Materials shall exhibit these Physical Properties (at a minimum):

Tensile Strength	30,000 psi	ASTM D 638
Compressive Strength	30,000 psi	ASTM D 695
Flexural Strength	30,000 psi	ASTM D 790

6. The top of the tank cover decking shall be flat and non-profiled with a factory applied, non-skid, UV resistant surface. Color shall be gray.

B. Hatches (if indicated on drawings)

1. Hatches shall be sized as indicated on drawings.
2. Hatches shall have a stainless steel hold-open device and hand-operable latch.
3. Lid shall have a factory-applied non-skid, UV resistant surface and plastic or stainless steel lift handle.

C. FRP Structural Framing: Materials shall be same as A. 2.- 4.

D. Flashing shall be FRP or 304 Stainless Steel.

E. Fasteners, anchors, and hinges, and other accessories shall be 316 Stainless Steel.

F. EPDM or neoprene gaskets shall be installed at end joints of deck panels and under flashing.

G. Sikaflex®-1A sealant shall be applied by contractor at various locations.

For expanded specification, please contact us.